



Air Compression Massager

User Manual



Model: MGF-301

Operation instructions

Side power button, long press this button for 1.5 seconds to power on, Press and hold this key again for 1.5 seconds, or stop all massage actions when the timing time is up, each indicator is off, and the system shuts down and enters the stand by state.

In the startup state, the icon on the panel will light up. Press the mode key to turn on the mode conversion function. The mode conversion can be performed in six ways:

Relieve-Activation-Relax-Recovery-Massage-Press.

When closed, only the icon is on, and the corresponding indicators on the Relieve-Activation-Relax-Recovery-Massage-Press panel are all off.

In the startup state, press this button to enter the selection of different chambers, starting from chamber

A, chamber A icon on the panel will light up in blue color. There are 13 different chamber combinations;

In the startup state, the icon on the panel will light up.

Press the strength key to turn on the pressure intensity conversion function, which can be used for cyclic intensity

conversion in the eight levels, and

the corresponding indicator on the panel will light up blue.

In the startup state, the icon on the panel will light up. Press the timing key to select eight timing options for 15、 20、 25、 30、 35、 40、 45、 50 minutes. The corresponding indicator on the panel will light up blue.

In the startup state, press this key, and the product will enter the suspended state. Besides, all function keys are invalid. Press this key again and the product will continue to run.

In the startup state, press this key, to shut down the system and exhaust naturally.

Battery display

1. During use, when the battery icon decreases with the battery power, the grid light is off.
2. When the battery is charging, the battery icon lights up one by one, stop charging after the battery is full, the icon indicator light shows the blue light does not blink, keep on, when the charging cable is full, the battery diagram light is off.

Product parameter

Product Name	Air Compression Massager
Model No.	MGF-301
Pressure level	8 levels
Noise	≤55dB
Charging port	Type C
Battery	3000mAh/7.4V
Charging current	5V=2A
Charging time	<5.5H
Working time	<3H
Product Weight	1.6KG
Input voltage	5V

Cleaning

Controller:

Wipe the display with a soft cloth.

Fabric:

This product does not support washing, please use alcohol sterilization or clean wet towel wipe.



Storage requirement

Keep this product out of reach of children, away from moisture, heat, direct sun and water. If not used for a long time, it should be charged every two months.



Discard:

Dispose of discarded batteries in accordance with local regulations or environmental regulations.

Use environment






	Use environment	Storage and transportation
Temperature range	5°C~40°C	-10°C~+60°C
Humidity range	5%~93%RH	5%~90%RH
Barometric range	86kPa~105kPa	86kPa~105kPa

Product failure analysis and treatment

Phenomenon	Possible causes	solution
Product can not start	Product battery depleted	Charging for a period of time before turning on
Product can not start	Product battery depleted	Charging for a period of time before turning on
	If the timing is set, the machine will shut down automatically when the time is up	Restart
Display Er1 character	over voltage alarm	After automatic shut down and voltage reduction, restart the machine
Low pressure display value	The product has airleakage	Within the shelf life, after-sales treatment can be carried out

Product safety precautions

- 1.Charging with adapters that do not meet the requirements of this product is prohibited.
- 2.Non-professional repair technicians are prohibited from decomposing and repairing this product.
- 3.If the power cord is damaged,in order to avoid danger,it must be replaced by the manufacturer or its maintenance department and similar full-time personnel.
- 4.Do not use in wet areas or when the product has penetrated into water or other liquids.
- 5.After use,please place the massager in a dry place, away from humidity and direct sunlight.
- 6.Do not place in fusible,explosive,chemical solution,damp place.
- 7.Do not touch the product with sharp objects to prevent damage to the product parts.
- 8.If you feel uncomfortable or abnormal during use,please stop using immediately.
- 9.Do not use in high temperature environment.
- 10.Please keep the product clean and use a dry towel during maintenance.
- 11.Before using this product,it is recommended to consult a doctor or use under the guidance of a professional:
 - High-risk pregnant women and children should not use.
 - Mental patient
 - Suffer from skin infection,skin swelling,scalding burns,etc
 - High-risk patients who have a serious illness and are not suitable for massage
 - The injured have weak or damaging bones
 - People with cardiac pacemakers
 - The body is fitted with other metal devices,such as prosthetics
 - People with serious heart disease or abnormal blood pressure

	Note: There is a possibility of personal injury and damage when used incorrectly		Handle fragile items with care
	Please read the instructions carefully before using this product		Moisture-proof and rainproof
	Do not throw rubbish carelessly. Please dispose of it according to local regulations		

Aukey International Limited

Web: www.naipocare.com

E-mail: wholesale@naipocare.com

Add: 601 6/F, Tung Hip Commercial Building, 248 Des

VoeuxRoad Central, Sheung Wan, Hong Kong



Made in China